

BRIDGEPORT™ STEEL

garage doors

3-LAYER CONSTRUCTION



America's Favorite Garage Doors®



*Bridgeport™ Steel / Model BD2NU, Narrow Panel;
Shown in White with Plain Long Windows*

intellicore[®]

insulation technology

Clopay Bridgeport™ Steel garage doors featuring Intellicore[®] insulation technology represent the ultimate smart choice for homeowners. Clopay's Intellicore[®] insulation is a proprietary polyurethane foam that is injected into our Bridgeport™ Steel doors, expanding to fill the entire structure. The result is a door with incredible strength and durability. Its dense insulation also produces a quieter door, and with one of the industry's leading R-values of 18.4, it provides year-round comfort and improved energy efficiency.



WARMER

Energy efficiency provides year-round comfort



QUIETER

Dense insulation reduces noise by up to 16 decibels



STRONGER


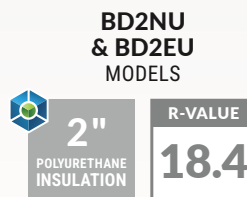
Enhanced strength resists everyday wear and tear

BRIDGEPORT™ STEEL garage doors

Bridgeport™ Steel garage doors combine the traditional symmetry of wood stile and rail door designs with the proven durability of Clopay's three-layer, steel construction. This provides exceptional strength and energy efficiency as well as quiet operation. The 2" or 1-3/8" thickness of Intellicore® polyurethane insulation with a thermal break makes these doors heat and cold resistant while the tongue-and-groove joint helps seal out wind, rain and snow. Available in narrow and extended recessed panel designs with multiple window options, three-layer Bridgeport™ Steel garage doors are virtually maintenance-free making the beautiful look a lasting impression.

3-LAYER CONSTRUCTION

- Tongue-and-groove section joints keep out wind, rain and snow.
- Replaceable vinyl bottom weatherseal in a corrosion-resistant retainer helps seal out the elements.
- 2" and 1-3/8" Intellicore® polyurethane insulated doors come standard with 10-ball nylon rollers and heavy-duty 14 gauge steel hinges.
- Prepainted Standard White end stiles and interior steel backing create a clean, finished appearance.
- 2" and 1-3/8" Intellicore® polyurethane insulation filled doors comply with 2015 IECC air infiltration requirement of 0.40 cfm/ft² or less (IECC, Section C402.5.2).



Calculated door section R-value is in accordance with DASMA TDS-163.
Models with Ultra-Grain® finish and Black paint options are 25 gauge steel.



Bridgeport™ Steel / Model BD2EU, Extended Panel; Shown in Sandtone with SQ24 Windows

DETAIL



A true recessed stamp replicates the timeless look of a rail and stile built wood door.

STYLE



Narrow

Models BD1NU and BD2NU.



Extended

Models BD1EU and BD2EU.

WindCode® Doors are available to meet most regional wind load requirements. Consult your local dealer for specific information.



Bridgeport™ Steel / Model BD2NU, Narrow Panel;
Shown in Ultra-Grain® Oak Dark Finish
Photo credit: New Horizon Media

STANDARD COLORS



- Exterior steel on standard color doors has a natural woodgrain texture.
- Doors can be painted to match the home's exterior using a high-quality latex exterior paint. Do not use oil-based paint.


**Additional charges apply.
Due to the printing process, colors may vary.*

CUSTOM PAINT OPTION



Choose from over 1,500 Sherwin-Williams® paint colors to complement your home with Clopay's Color Blast® factory-finishing option. Our durable two-part paint system is tested and backed by a five-year warranty.

ULTRA-GRAIN® FINISH OPTION



- Finished steel surface simulates a real stained door without the need of staining and the ongoing maintenance of wood.
- Oak woodgrain pattern runs horizontal along the rails and vertical along the stiles and panels for an authentic, natural look.
- Available in Medium, Dark, Walnut or Slate finishes that complement entry doors, shutters and other exterior stained wood products.
- Exterior steel surface on an Ultra-Grain® finish door has a stucco texture to create a more natural woodgrain appearance.
- Window frames, grilles and inserts are color matched to coordinate with the Ultra-Grain® finish patterns. All window options are available.
Additional charges apply.

LUSTRA™ FINISH



Lustra™ finished garage doors feature a Black or Charcoal matte look, while Silver has a brushed metallic look. Door exterior has a smooth textured steel surface.

- These modern doors feature thick 24 gauge surface steel.
- Lustra™ finished doors cannot be painted.

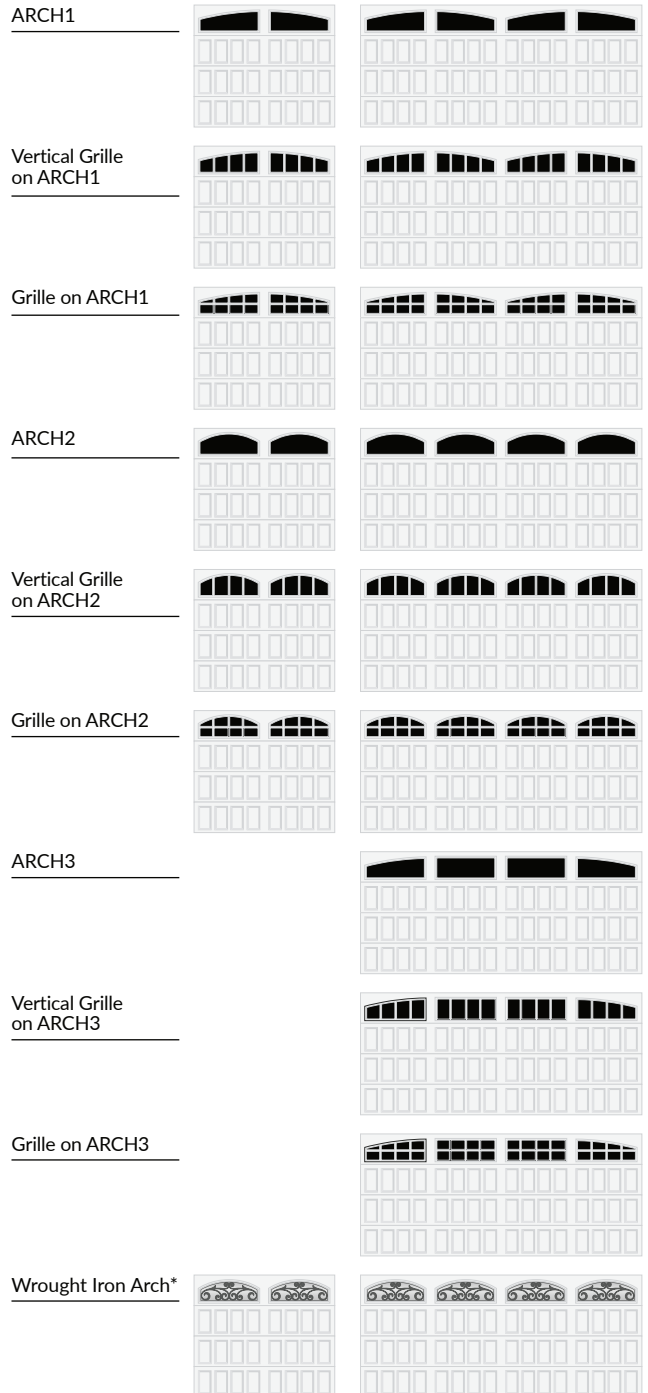
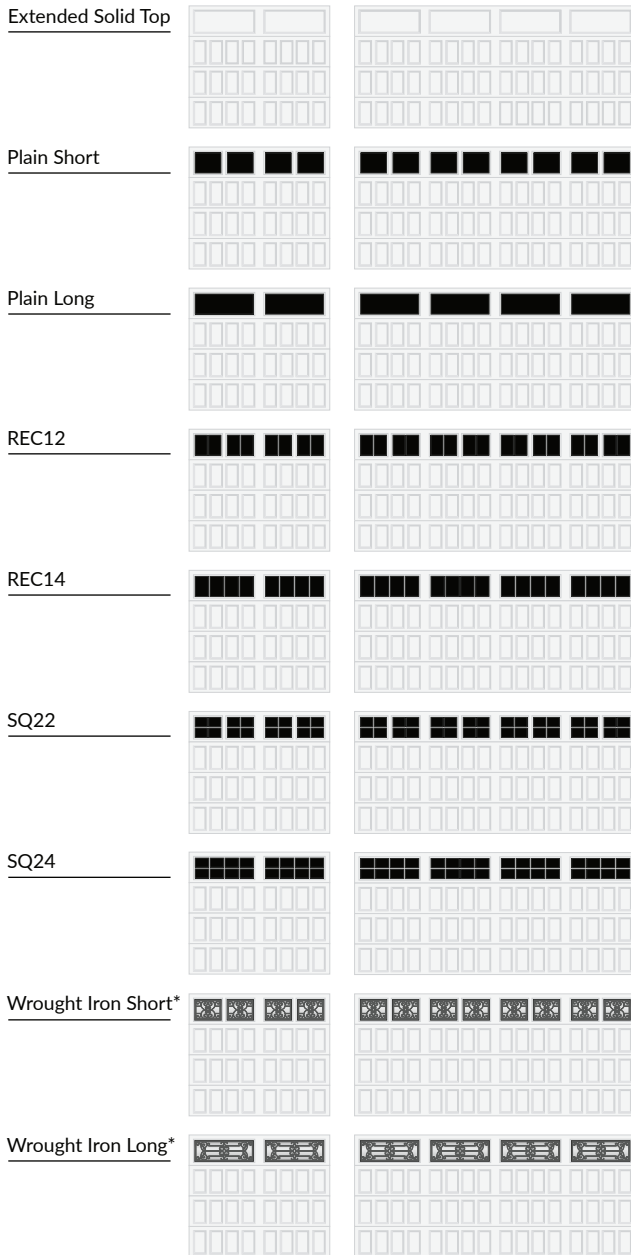
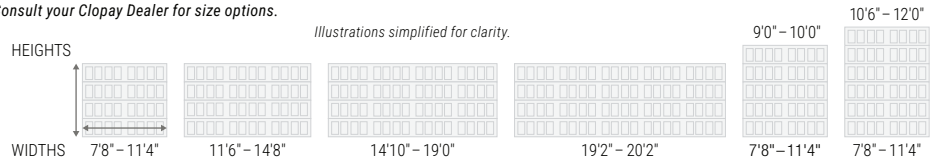
*Additional charges apply.
Not available on Models BD1NU and BD1EU.*

NARROW PANEL WINDOW AND TOP SECTION OPTIONS

Doors range from 6'0" to 16'0" high and 7'8" to 20'2" wide. Consult your Clopay Dealer for size options.

Illustrations simplified for clarity.

MODELS BD1NU AND BD2NU



*Acrylic

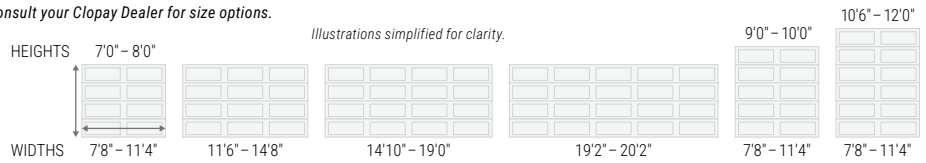
Note: Due to stile width restrictions, some odd size door widths may allow only for the installation of a single handle. See your Clopay Dealer for details.

EXTENDED PANEL WINDOW AND TOP SECTION OPTIONS

Doors range from 6'0" to 16'0" high and 7'8" to 20'2" wide. Consult your Clopay Dealer for size options.

Illustrations simplified for clarity.

MODELS BD1EU AND BD2EU



Narrow Solid Top



Plain Short



Plain Long



REC12



REC14



SQ22



SQ24



Wrought Iron Short*



Wrought Iron Long*



ARCH1



Vertical Grille on ARCH1



Grille on ARCH1



ARCH2



Vertical Grille on ARCH2



Grille on ARCH2



ARCH3



Vertical Grille on ARCH3



Grille on ARCH3



Wrought Iron Arch*



*Acrylic

Note: Due to stile width restrictions, some odd size door widths may allow only for the installation of a single handle. See your Clopay Dealer for details.

WINDOW OPTIONS

GLASS



Plain Short



Plain Long



ARCH1



ARCH2



REC12



REC14



Vertical Grille on ARCH1



Vertical Grille on ARCH2



SQ22



SQ24



Grille on ARCH1



Grille on ARCH2

ACRYLIC



Wrought Iron Short*



Wrought Iron Long*



Wrought Iron Arch*

*Not available with Lustra™ finishes.
 Long and short windows may be used on any Bridgeport 3-layer model. Double-strength glass is standard. Optional obscure, 3/4" insulated and 3/4" insulated obscure glass is available on all Bridgeport 3-layer models. Additional charges for optional glass apply. Acrylic windows require special cleaning. See care and maintenance manual.


Windows are available single pane or insulated in clear, midnight gray, frosted, seeded, obscure and rain designs. Clear acrylic also available.



Clear



Midnight Gray



Frosted



Seeded




Obscure



Rain

ADDITIONAL FEATURES



Large authentic arch window designs. Window frames, grilles and inserts are color matched to coordinate with the Ultra-Grain® finish patterns.



All Intellicore® polyurethane insulated doors come standard with 10-ball nylon rollers and heavy-duty 14 gauge steel hinges.



Hot-dipped galvanized steel interior and exterior skins with a baked-on primer and top coat help ensure a virtually maintenance-free door with long-lasting beauty.

- See your Clopay Dealer for WindCode® door availability.
- For more information please visit www.clopaydoor.com or try a design on your home by visiting: ezdoor.clopay.com

ENVIRONMENTAL ASSURANCE

Clopay doors are compliant with environmental laws and regulations and do not contain HFCs.

- California SB 1013
- New Jersey A-5583/S-3919 – Greenhouse Gas Bill
- Washington HB 1112 – Hydrofluorocarbon Greenhouse Gas Emissions
- Canadian regulations amending the ozone-depleting substances and halocarbon alternatives regulations

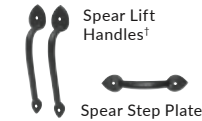
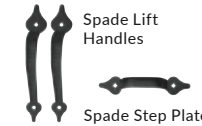
DECORATIVE HARDWARE

STANDARD



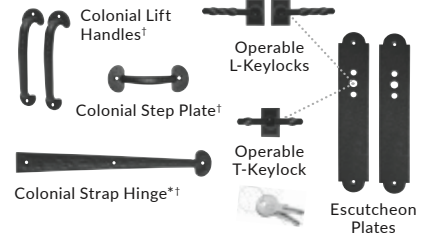
Doors come standard with color-matched lift handles.

OPTIONAL



Spade Strap Hinge* (Complements Spade Lift Handles and Spade Step Plate)

Note: Decorative hardware options vary based on door widths. Standard hardware is not provided if a lock is chosen. Some odd size door widths may allow only for the installation of a single handle. See your Clopay Dealer for details.



*Aluminum construction.
 **Door may not open properly if installed near the top depending on opening dimensions and lift type. See your Clopay Dealer for more details.

WARRANTIES

PAINT SYSTEM	WINDOW	HARDWARE
LIMITED LIFE WARRANTY	LIMITED 10YR WARRANTY	LIMITED 3YR WARRANTY



Visit clopaydoor.com or call 1-800-2CLOPAY (225-6729) for more information on Clopay, America's Favorite Garage Doors.

Follow us on



©2025 Clopay Corporation. All rights reserved.

RSDR-BRIDGEPORT3LAYERSS-20_REV0725



START DESIGNING YOUR NEW GARAGE DOOR OPEN CAMERA AND POINT!